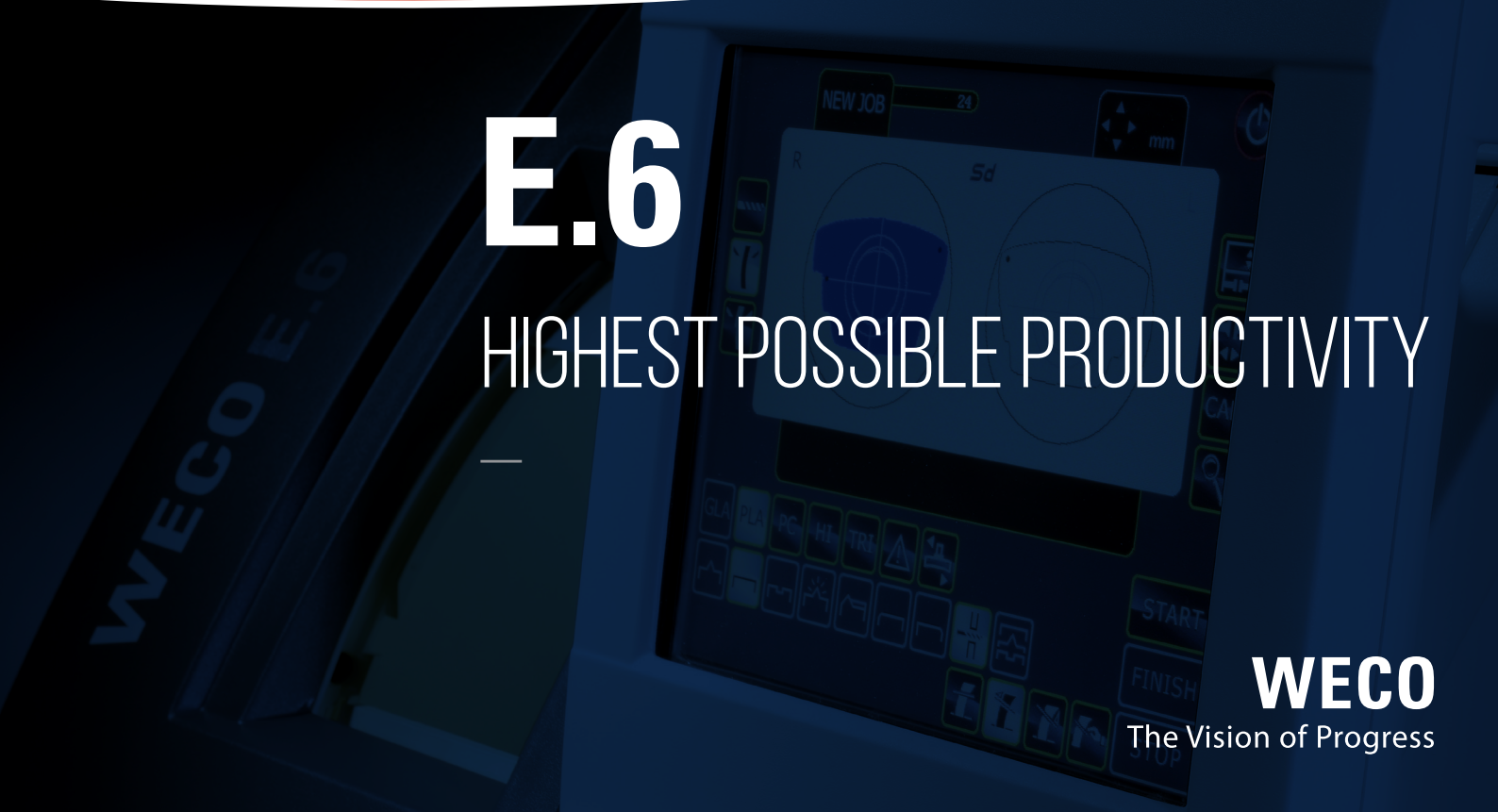




# E.6

## HIGHEST POSSIBLE PRODUCTIVITY



**WECO**

The Vision of Progress

# WECO E.6

## FINISHING UNLIMITED

### Interface: Clear and Ergonomic

The large and tiltable touch screen combines simplicity with modern ergonomics. All available edging programs are directly accessible. The corresponding parameters are displayed on the screen and can be easily changed if necessary. For any given job both the left and the right eye are displayed simultaneously. Furthermore, the parameters for the second lens can be adjusted whilst the first lens is being processed. This saves eyecare professionals valuable time that they are able to devote to their customer instead.

### Finishing: Versatile and Modern

The E.6 has a variety of fine-tuning options that impose no limits. For example, the combination of a wider and a thinner groove is very helpful when glazing supra frames. The Smart Design Sd Technology on the Weco E.6, based on Bezier Curves, offers the possibility to edge designs which were not possible before. Depending on the wheel configuration you can polish also the v-bevel. The front and rear chamfering of the edged lens can be adjusted separately, according to requirements. The edger calculates a perfect groove that adapts to the curve of the lens and has versatile options for drilling. The extended beveling function for lenses with high base curves completes the range of possibilities of this edging system.

### Bevels: Individual and Flexible

The individual processing of the bevel is one of the E.6's many key features, the height of the bevel can be adjusted to match the thin frame groove thereby achieving perfect fit. It is also possible to reduce independently per section the rear of the bevel as required. This processing mode is based on the principle of the "tilted bevel system". Here, the bevel is slightly tilted backwards to get a better

grip on the groove of frames with a high curve. Due to the small diameter of the diamond wheels an aesthetical and functionally flawless bevel is achieved particularly in the case of high curve lens/frame combinations. With the partial processing cycle it is now also possible to combine a V-Bevel with rimless or groove. The 15° Tilt of the new Step Bevel makes this process unique in retail edging and fulfils the requirements of a perfect Wrap Frames' Glazing. Sport Frames which show an asymmetric profile, can only be produced perfectly with a Step Bevel.

### Edging: Safe and Precise

The optimal processing of a lens depends on many factors. Material, coating, lens type and frame design determine the subsequent processing. Therefore four edging programs are available: standard, security, anti-slippage and ultra-security mode. In these settings, all parameters can be combined and adapted accordingly. So you can be sure that both very slippery and very thin lenses are treated securely by this edger. This device, designed and developed for high volume production adjusts its speed according to the process, without losing the optimal balance between productivity and finishing quality.

### Design: Practical and Functional

An edger must make life easier for the optician. Therefore the E.6 was conceived with a small footprint, which enables the easy integration of the E.6 into smaller workshops. To organize the workflow better, a tray was incorporated into the design, where Blocks and lenses can be placed, and in addition, the E.6 includes an integrated barcode reader that is able to scan job trays directly. This will help to maintain, even in a high volume situation, the most accurate control over his work.





# WECO E.6

## DESIGNED WITH TECHNOLOGICAL EXPERIENCE

**For nearly hundred years WECO has been providing world-class solutions to the glazing industry. After this long journey of gaining experience and know-how WECO is proud its E.6 edger.**

Inspired by industrial design, this edger unequivocally evokes the robustness of the German brand. The tiltable screen allows comfortable access to all machine functions by respecting the individual working position of the operator. The large graphical touch screen interface guides the user securely through all the processing steps. Each selection is processed at the touch of a fingertip. To satisfy even the most extreme requirements, full access to a wide range of finishing cycles is provided, as well as direct access to the parameters to achieve the best individual results.

One of the E.6's key development features has been the highest possible productivity without compromising edging results.


This edger comes with every function to cater for today's opticians' needs.

With the new Sd Technology you are able to design your own shapes, individually. The partial finishing process is just one more of the many features this machine provides.


The new Step Bevel Process enables glazing of high wrap frames with a U-Profile.

Besides a wide range of options, this edger offers flexibility with each processing step thereby combining speed and quality at its best. Lens materials and their processes are changing continuously. In order to edge them perfectly the E.6 can be configured with a wide choice of machine parameters.

True to Weco's modularity principle, the new E.6 is compatible with Weco's wide choice of centering and tracing devices thereby providing lab professionals with the most extensive range of personalized finishing systems.

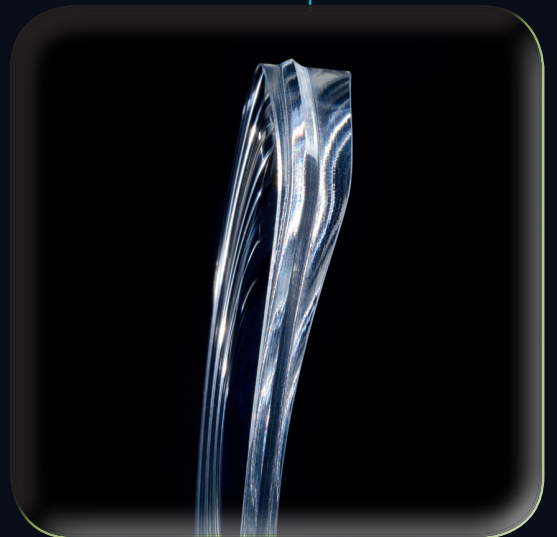




Sd Technologie


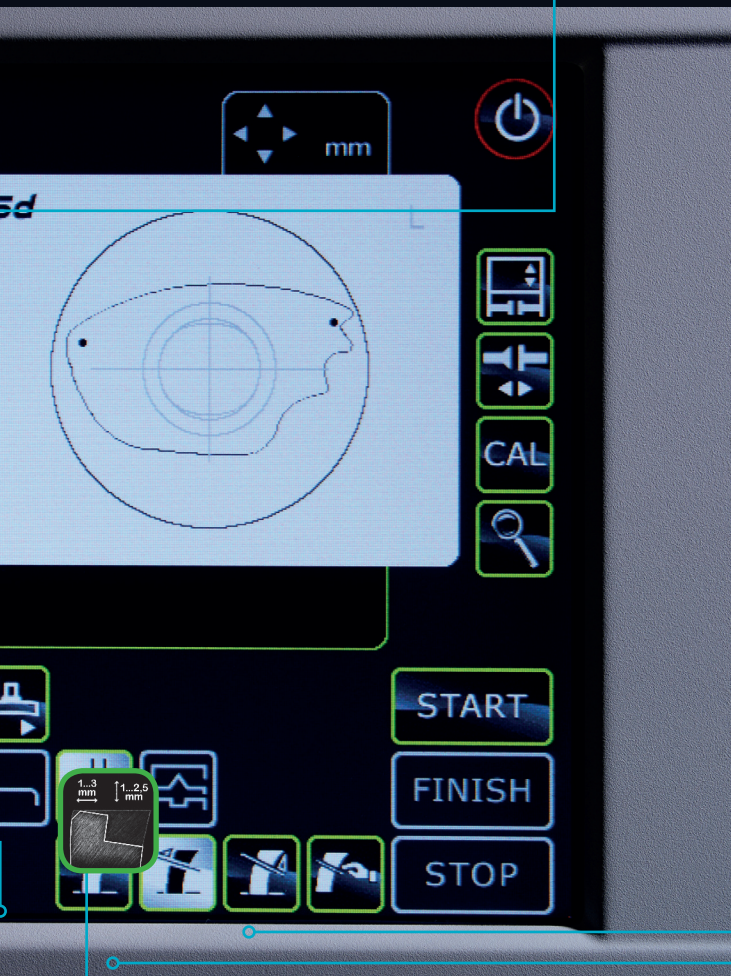


### E.6: Features at a glance

- Interface: Clear and Ergonomic
- Finishing: Versatile and Modern
- Bevels: Individual and Flexible
- Edging: Safe and Precise
- Design: Practical and Functional







# E.6

## TECHNICAL SPECIFICATIONS



<b>Height</b>	603 mm
<b>Width</b>	599 mm
<b>Depth</b>	538 mm
<b>Weight</b>	91 kg
<b>Power</b>	9,5 A
<b>Voltage</b>	230 V - 50 / 60 Hz


The unit meets the European EMV Standards Class A Industry Standard

### Standard Configuration

### WECO E.6

- E.6 Mineral / Plastic Version – Five 90 mm (3.5 in) edging wheels: all plastics (CR 39, polycarbonate, Trivex™, high index), mineral wheel, bevel and rimless finishing, rimless polishing, Tilted Bevel wheel.
- E.6 Plastic Only Version - Four 90 mm (3.5 in) edging wheels: all plastics (CR39, polycarbonate, Trivex™, high index), bevel and rimless finishing, bevel and rimless polishing, Tilted Bevel wheel.
- Sd (Smart Design) Technology for complicated designs with a new milling tool.
- Integrated drilling function: holes, notches, blind or slots.
- Drilling angle adjusts automatically from 0° to 30°.
- Lens measurement prior to roughing with accuracy of 50 µ. Sensing front and rear curvature and lens thickness.
- Visual preview of lens on request, before starting roughing cycle.
- 6 different bevels: front face, rear face, percentage (default setting), automatic bevel, bevel according to a specific curve, manual bevel.
- 4 specific Edging processes per material can be selected, allowing full control of the stresses applied to each lense due to coating, material and thickness.
- Variable clamping force for reduction of waste due to breakage or axis rotation.
- Minimum edging diameters: rimless finish 17,75 mm, grooved finish 18.2 mm, bevel finish 19.4 mm, safety bevel finish 22 mm.
- Rimless and bevel polishing (depending on the lens material).
- Grooving: different programs with adjustable depth and width. Grooving angle adjusted automatically according to the curve and the height of the lens.
- Partial Processing combining different bevels V-Bevel/Grooving, Grooving/Grooving, V-Bevel/Flat, Grooving/Flat.
- Customized safety bevel (front face, rear face).
- Chemie™ Sunlenses processing.
- Input, Modification of Drill Hole Data in the edger is possible.
- NEW STEP BEVEL : the best bevel for sport frames with asymmetric profiles
- VCA/OMA standard data protocol through RS232.
- Compatible with WECO equipment.
- For best results for drilling we recommend the following blocking systems:  
WECO C.4  
WECO C.6
- Sd (Smart Design) function requires direct connection to:  
WECO C.4  
WECO C.6
- For best results for tracing we recommend the following tracing systems:  
WECO Trace 3

### E.6 S.Line



### E.6



LUNEAU TECHNOLOGY OPERATIONS

2 rue Roger Bonnet, 27340 PONT DE L'ARCHE - FRANCE\_Tel. + 33 232 989 132\_Fax + 33 235 020 294\_www.weco-instruments.com